


Active/Pro-Caspase 3 Monoclonal Antibody (31A1067)

Product Details	
Size	100 µg
Species	Hamster, Human, Mouse, Pig, Rat
Published Species	Artificial Control, Human
Expression System	Mouse / IgG1
Class	Monoclonal
Type	Antibody
Clone	31A1067
Conjugate	Unconjugated
Immunogen	Recombinant fusion protein (6xHis tagged full-length human Caspase 3 protein expressed in bacteria).
Form	Liquid
Concentration	1 mg/mL
Purification	Protein G
Storage buffer	PBS
Contains	0.05% sodium azide
Storage Conditions	Store at 4°C short term. For long term storage, store at -20°C, avoiding freeze/thaw cycles.
RRID	AB_1954999

Applications	Tested Dilution	Publications
Flow Cytometry (Flow)	Assay Dependent	-
Immunocytochemistry (ICC)	Assay Dependent	-
Immunofluorescence (IF)	Assay Dependent	-
Immunohistochemistry (Frozen) (IHC (F))	1:10-1:500	-
Immunohistochemistry (Paraffin) (IHC (P))	1:10-1:500	-
Immunomicroscopy (IM)	Assay Dependent	-
Western Blot (WB)	1-5 µg/mL	3 Publications

Product Specific Information

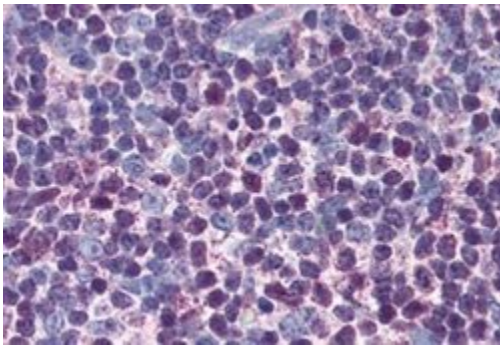
Predicted molecular weight: 31kDa.
Positive Control: Staurosporine-treated HeLa or Jurkat cell lysate.



Active/Pro-Caspase 3 Antibody (MA1-91637)

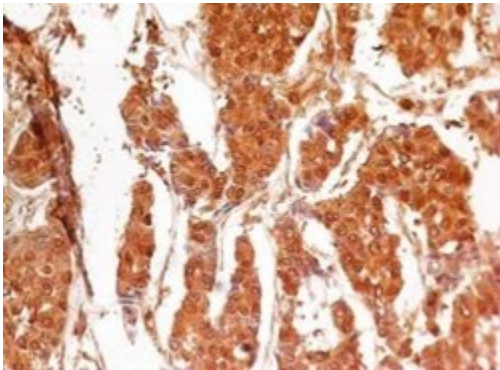
Altered expression of target protein upon cell treatment demonstrates antibody specificity. Western blot analysis of Caspase 3 using Caspase 3 (active/pro) Monoclonal Antibody (31A1067) (Product # MA1-91637) shows a reduction in Pro-Caspase 3 in Jurkat cell line upon Staurosporine treatment. Cell treatment validation info.

Product Images For Active/Pro-Caspase 3 Monoclonal Antibody (31A1067)



Active/Pro-Caspase 3 Antibody (MA1-91637) in IHC (P)

Immunohistochemistry (Paraffin) analysis of Caspase 3 (active/pro) in human thymus tissue using Caspase 3 (active/pro) Monoclonal Antibody (31A1067) (Product # MA1-91637) at a dilution of 5 μg/mL. Antigen retrieval : Heat-induced antigen retrieval.



Active/Pro-Caspase 3 Antibody (MA1-91637) in IHC (P)

Immunohistochemistry (Paraffin) analysis of Caspase 3 (active/pro) in human breast carcinoma tissue using Caspase 3 (active/pro) Monoclonal Antibody (31A1067) (Product # MA1-91637) at a dilution of 4 μg/mL.

3 References

Western Blot (3)

Experimental and therapeutic medicine

Therapeutic effect of Resveratrol in the treatment of osteoarthritis via the MALAT1/miR-9/NF-B signaling pathway.

"Published figure using Active/Pro-Caspase 3 monoclonal antibody (Product # MA1-91637) in Western Blot"

Authors: Zhang G,Zhang H,You W,Tang X,Li X,Gong Z

Species

Artificial Control

Dilution

Not Cited

Year

2020

International journal of molecular sciences

Estrogen Modulates Specific Life and Death Signals Induced by LH and hCG in Human Primary Granulosa Cells In Vitro.

"MA1-91637 was used in Western Blotting to study the pro- and anti-apoptotic effect of leutenising hormone and human chorionic gonadotrophin in the presence or absence of oestrogen."

Authors: Casarini L,Riccetti L,De Pascali F,Gilioli L,Marino M,Vecchi E,Morini D,Nicoli A,La Sala GB,Simoni M

Species

Human

Dilution

Not Cited

Year

2017

[View more WB references on thermofisher.com](#)

For Research Use Only. Not for use in diagnostic procedures. Not for resale without express authorization. Products are warranted to operate or perform substantially in conformance with published Product specifications in effect at the time of sale, as set forth in the Production documentation, specifications and/or accompanying package inserts ("Documentation"). No claim of suitability for use in applications regulated by FDA is made. The warranty provided herein is valid only when used by properly trained individuals. Unless otherwise stated in the Documentation, this warranty is limited to one year from date of shipment when the Product is subjected to normal, proper and intended usage. This warranty does not extend to anyone other than the Buyer. Any model or sample furnished to Buyer is merely illustrative of the general type and quality of goods and does not represent that any Product will conform to such model or sample. NO OTHER WARRANTIES, EXPRESS OR IMPLIED, ARE GRANTED INCLUDING WITHOUT LIMITATION, IMPLIED WARRANTIES OF MERCHANTABILITY, FITNESS FOR ANY PARTICULAR PURPOSE, OR NON INFRINGEMENT. BUYER'S EXCLUSIVE REMEDY FOR NON-CONFORMING PRODUCTS DURING THE WARRANTY PERIOD IS LIMITED TO REPAIR, REPLACEMENT OF OR REFUND FOR THE NON-CONFORMING PRODUCT(S) AT SELLER'S SOLE OPTION. THERE IS NO OBLIGATION TO REPAIR, REPLACE OR REFUND FOR PRODUCTS AS THE RESULT OF (I) ACCIDENT, DISASTER OR EVENT OF FORCE MAJEURE, (II) MISUSE, FAULT OR NEGLIGENCE OF OR BY BUYER, (III) USE OF THE PRODUCTS IN A MANNER FOR WHICH THEY WERE NOT DESIGNED, OR (IV) IMPROPER STORAGE AND HANDLING OF THE PRODUCTS. Unless otherwise expressly stated on the Product or in the documentation accompanying the Product, the Product is intended for research only and is not to be used for any other purpose, including without limitation, unauthorized commercial uses, in vitro diagnostic uses, ex vivo or in vivo therapeutic uses, or any type of consumption by or application to human or animals.